

Como subir tus datos crudos de ADN de FamilyTreeDNA a GEDmatch



Descarga tus datos crudos de ADN

Ingresa a www.familytreedna.com con tu usuario y contraseña.
Luego, en la página principal, entra al link “Data Download”.

The screenshot displays the FamilyTreeDNA website interface. At the top, there is a section for 'Family Ancestry' with a 'Family Finder' tool. Below this, a row of navigation buttons is visible: 'Matches', 'myOrigins', 'Matrix', 'Data Download' (highlighted with a red box), and 'Chromosome Browser'. Below the navigation buttons, there are more options: 'ancientOrigins', 'Advanced Matches', and 'Learn More'. At the bottom of the screenshot, there is a section for 'Paternal Ancestry' with a 'Y-DNA' tool, including a 'Big Y' button and several other Y-DNA test options (Y12, Y25, Y37, Y67, Y111).

Family Ancestry
Family Finder
See the percentage breakdown of your origins as well as your ancient origins, and connect with your autosomal DNA relatives on all of your ancestral lines within the last 5 generations.
Results Completed: October 3, 2017

Matches myOrigins Matrix **Data Download** Chromosome Browser

ancientOrigins Advanced Matches Learn More

Paternal Ancestry E-M35
Y-DNA
Follow the migration paths of your paternal line's ancestors, and connect with your Y-DNA matches.
Y12 Y25 Y37 Y67 Y111 Big Y




Descarga tus datos crudos de ADN

Al seleccionar “Download Raw Data” se mostrará una página como la siguiente. Se debe descargar el archivo “Build 37 Raw Data Concatenated” y guardarlo en la PC sin abrirlo.

Download Your Data

Raw Data & Print Reports

Read before you download: We are committed to protecting the privacy of our customers. By downloading any raw data or reports, you hereby indicate that you are the owner of that data or have permission to download the data, and you further indicate your understanding that Family Tree DNA cannot in any way guarantee the security or privacy of your downloaded data. Furthermore, you understand that by uploading your raw data to Family Tree DNA, you are authorizing Family Tree DNA to use your raw data for its internal purposes and linking it to your Family Tree DNA kit number, email address, or any other information you have provided to Family Tree DNA.

-  Build 37 Autosomal Raw Data (GZIP, CSV)
-  Build 37 X Chromosome Raw Data (GZIP, CSV)
-  Build 37 Concatenated Raw Data (GZIP, CSV)

Regístrate en GEDmatch

Antes que nada, si no te manejas bien con el Inglés, podés ver las páginas con una traducción al español usando el Navegador Google Chrome. Simplemente entra a la página que desees, hace click con el botón derecho del mouse, y selecciona “Traducir a español”.



Regístrate en GEDmatch

Si nunca ingresaste a GEDmatch va a ser necesario que te registres como nuevo usuario, y se te asigne un nombre de usuario (que siempre es tu dirección de email) y una contraseña. Ingresa a <http://www.gedmatch.com> y entra por el link que dice “Click HERE to register”.

Log In

Email Address:

Password:

Not Registered? Click [HERE](#) to register at the main site - when registered return to this page to access genesis.gedmatch.com

Forgot your password or wish to change your password? Click [HERE](#) to recover your password at the main site - when recovered return to this page to access genesis.gedmatch.com

Regístrate en GEDmatch

En la página de registro tenés que completar: Tu Nombre y Apellido, un apodo (opcional), tu dirección de email, repetir tu email, la clave que vas a usar, y repetir la clave (que debe tener no menos de 6 caracteres, e incluir un numero o símbolo).

User Registration

Nombre y Apellido
First & Last Name:

Apodo (opcional)
Optional Alias :

Please enter your real name here. Your name is needed by administrators for verification purposes. It may also be displayed in some applications that are not associated with individual results. If you do not want your real name shown in those cases, you may also specify a 'screen name' in the 'alias' field to the left.

Direccion de Email
Email Address:

Repita la Direccion de Email
Enter email address again:

You must be able to receive a confirmation email from **GEDmatch.Com** at the email address you enter.

Contraseña
Password:

Repita la Contraseña
Enter Password Again:

Case sensitive. At least 6 characters. Include at least one number or symbol.

Registrarse

Regístrate en GEDmatch

Luego de que completes el formulario y hagas click en “Register”, vas a ver una página como la que se muestra a continuación. Ahí vas a tener que copiar el código que vas a recibir por email y luego darle al botón “Confirm”. No salgas de esta página hasta que recibas el email y pongas el código! Si no, vas a tener que hacer el registro de usuario nuevamente. Si no recibís el email revisa tu carpeta de SPAM.

An email has been sent to jrojas@hotmail.com with a 'Registration Confirmation Code'.
Please copy that code from your email, and paste it in the space below.
Then, click on the 'Confirm' button below to complete the registration process.
Do NOT close this page until you have completed that process, or you will have to start registration over.

If you do not receive a confirmation email within a few minutes, click [HERE](#)

Ingresá a GEDmatch

Entra a <http://www.gedmatch.com> con tu dirección de correo electrónico como usuario, y la contraseña que elegiste. Tené cuidado, no pierdas la clave de ingreso!

**[GED
match]** Tools for DNA and Genealogy Research

GEDmatch provides DNA and genealogical analysis tools for amateur and professional researchers and genealogists. Most tools are free, but we do provide some premium tools for users who wish to help support us with contributions. You will need to upload DNA and / or genealogical (GEDCOM) data to make use of the tools here. Registration requires your name, email and a password of your choice. Click [HERE](#) to register.

Log In



Email Address:

Password:

Subí tus datos crudos de ADN

Ahora solo queda subir el archivo que bajaste de FamilyTreeDNA! Ingresa por el link “Generic Uploads”. Luego vas a ver un formulario que pide información de la persona que tomó la muestra de ADN, y al final permite seleccionar el archivo de datos crudos y subirlo.

User Profile(451527):
Name: [Juan Pablo Villaverde](#)
Email: [jvillaverde@familytree.com](#)
Registered User
[View/Change/Delete your profile \(password, email, groups\)](#)
The number of online users is 243

LEGEND:	
(Status indicators shown to the right of each kit below)	
	Click on pencil if you wish to EDIT or DELETE kit profile
	Kit has completed all processing and has good status

Information:

- [Welcome to Genesis BETA](#)
- [User Lookup](#) - Find information on your matches.
- [About the Close Exome Matches](#)
- [Take me back to the main GEDmatch site](#)

Upload your DNA files:

- [Generic Uploads \(23andme, FTDNA, AncestryDNA, most others\)](#)

DNA Applications:

- [One-To-Many DNA Comparison Result](#)
- [One-to-One Autosomal DNA Comparison](#)
- [One-to-One X-DNA Comparison NEW](#)
- [Admixture \(heritage\)](#)
- [Admixture / Oracle with](#)

Subí tus datos crudos de ADN

El formulario te va a mostrar tu dirección de email y te va a pedir varios datos: Nombre, un apodo (es opcional, si lo pones se va a mostrar en lugar del nombre), sexo.

GEDmatch Genesis raw DNA upload utility	
Click HERE for detailed upload instructions.	
Your Email Address will be associated with this kit:	<input type="text" value="your.email@gedmatch.com"/>
Name of Donor: Please use your real name here. If you don't want your real name displayed, you may also enter an alias in the box below.	Nombre completo (Real) <input type="text"/>
Alias (optional): If you don't want your full name displayed, you may substitute an alias. Otherwise, leave this blank. If you enter an alias here, it will be shown on report pages instead of the name you entered above. The alias should either be similar to your full name, or the same as the 'screen name' that you use on forums. GEDmatch site administrators reserve the right to remove any alias that is not appropriate in their opinion.	Apodo (si no queremos que se muestre el nombre real) <input type="text"/>
Sex of donor:	<input type="radio"/> Male Sexo (Male=Masculino) <input type="radio"/> Female Female=Femenino)

Subí tus datos crudos de ADN

Luego te va a pedir el Haplogrupo de Cromosoma Y. Si no sabes que es, dejalo en blanco. Si sos hombre, hiciste el test de Y, y tenés ese dato, completalo. En “Company” seleccioná FTDNA. En los otros dos puntos va “YES”, y la marca en “Your DNA” si se trata de ADN propio

Males Only (or females with a male sibling who has been tested): What is your Y haplogroup (if known)?	Haplogrupo de Cromosoma Y <input type="text"/>
Name of Testing Company, or other source	Laboratorio donde hiciste el test de ADN Company or Source: <input type="text" value="FTDNA"/> Other: <input type="text"/>
You agree that any sample you submit is either your DNA or the DNA of a person for whom you are a legal guardian or have obtained authorization to upload their DNA to GEDmatch: <i>(You will not be able to upload the DNA if you do not answer yes)</i>	Aceptación de que es ADN propio <input checked="" type="radio"/> Yes <input type="radio"/> No
When you upload Raw Data to GEDmatch, you agree that the Raw Data is one of the following (select one):	Aceptación de que es ADN propio
Your DNA;	<input checked="" type="radio"/>
DNA of a person for whom you are a legal guardian;	<input type="radio"/>
DNA of a person who has granted you specific authorization to upload their DNA to GEDmatch;	<input type="radio"/>

Subí tus datos crudos de ADN

Y por último! En la autorización para que se comparen los datos pone “YES”, apreta el botón “Seleccionar Archivo” (o Browse), elegi el archivo que bajaste desde FamilyTreeDNA, y dale click a UPLOAD.

El proceso puede demorar unos minutos, hay que tener paciencia.

You authorize this data to be made available for comparisons in the GEDmatch public database
(You will not be able to make comparisons if it is not in the public database)

Yes
 No

Click on "Choose File" to find the raw DNA data file on your computer.
Your data must be Build 37 (GRCh37/hg19)

Click "Upload" to send your DNA data to GEDmatch

Ningún archivo seleccionado

MAKE SURE YOU WAIT FOR THE NEXT SCREEN, AND THE PROGRESSION DISPLAY THAT SHOWS AS EACH CHROMOSOME IS PROCESSED. THIS PROCESS TAKES SEVERAL MINUTES. IF YOU DON'T WAIT FOR IT TO FINISH, YOU DATA WILL NOT BE USABLE.

Subí tus datos crudos de ADN

Una vez que suba el archivo GEDmatch va a procesarlo, esto demora unos segundos. No salgas de la pagina hasta que termine y muestre FINISHED abajo!

Al finalizar te va a mostrar tu código de Kit (dos letras y 7 dígitos). **Anotalo.**

Processing file...

File is Build 37 format

Processing Chromosomes...

12345678910111213141516171819202122 X ..

Kit Num: SW4606915

Upload complete

Scroll to bottom of page for link to get back home.

Assigned kit number: **SW4606915** Write this number down. You will need it to access your DNA data on this site





Donor Name: ~~Adrián~~

You should be able to use one-to-one comparisons, and some other utilities on this site within a few minutes.

You will NOT be able to see one-to-many results until batch processing has completed.
Batch processing usually takes a few hours, but may take up to 2 days to complete depending on server load.
After batch processing completes, your results should be available in the 'one-to-many' comparison utility and some additional applications listed on your GEDmatch Genesis home page.

Finished.

Ya tenés tu ADN en GEDmatch!

Si seguiste los pasos anteriores, solo te queda esperar un día o dos a que Gedmatch procese tu kit y ya vas a poder consultar tus coincidencias de ADN. Mientras se esta procesando vas a ver estos iconos al lado de tu Kit:   Una vez que ya este listo tu kit, vas a ver estos iconos:  

Para ver tus coincidencias (una vez que tu kit este procesado), ingresa a “One-To-Many DNA Comparison Result”. Ahí pones tu numero de Kit, y luego vas a ver la lista de coincidencias



Copyright © 2019 Asociación Civil Nuestra Primera Página.
Todos los derechos reservados.

Este documento se publica bajo Licencia Creative Commons Reconocimiento-NoComercial-SinObraDerivada 4.0 Internacional (BY-NC-ND).
Esta licencia permite copiar y redistribuir este documento, siempre que:

- Se cite la autoría y la fuente original de su publicación.
- No se use para fines comerciales;
- No se modifique ninguna parte del material publicado;
- Se soliciten los permisos correspondientes para reutilización o reedición del material publicado; y
- Se mencione la existencia y especificaciones de esta licencia de uso.

